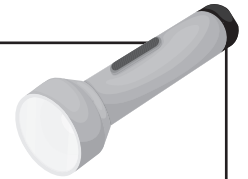





Handout
RECORD SHEET
Specific Praise



Date: _____

Instructions: Record times you praised your child, what you said, and any reaction or response you noticed in your child.

 Types of Child Behaviors Praised:	 Praise Statements:	 Child's response:
<p><i>Example: Eye contact, responding verbally or nonverbally</i></p> <p>1.</p> <p>2.</p>	<p><i>Example: "You looked at me, that made me smile."</i></p> <p>1.</p> <p>2.</p>	<p><i>Example: Robbie seems to look at me more often, especially if I prompt him.</i></p> <p>1.</p> <p>2.</p>




Spotlight your child's successes

BRAINSTORM/BUZZ

Labeled Praise

Brainstorm words you will use to praise your child to increase target behaviors you want to see more of. Write them below.



Behaviors I want to see more of:	Praise words to use:
	<p><i>I like it when you...</i> <i>Good for you!</i> <i>Wow! What a wonderful job you have done!</i></p> 

Goal:

I will commit to increasing the number of praises I give my child to _____

per hour. The behaviors I will praise include: (e.g., sharing) _____
