



Friendship Bingo Game

Play bingo using the Friendship Bingo templates (basic and advanced version are provided). The teacher pulls out a card from a hat and calls out the behaviors. The children mark or place a tile or color the matching square on their bingo card. The first group to get a full card wins. This could be set up so that all children at a table have identical cards (e.g., all have the "A" card). Each table is a team and team members work together to make sure that all children are filling out their cards correctly. Winning and losing teams work to show good sportsmanship. For very young children simplify the game by providing a card with fewer pictures (e.g., four pictures).

Each of the bingo cards has a letter in the top right hand corner that refers to a different bingo card (A–F). Give each group of children a different bingo card to use for the game. At the end of the lettered bingo cards are larger bingo cards that can be cut out and used by the teacher to draw from a detective hat or magic box to play the game.

These bingo cards may be laminated for repeated use in classrooms. Also, these cards may be Xeroxed to make pairs of pictures. These pairs are cut out and turned over to play the Memory Game. (Find the matching pair!)

One set of bingos has 9 pictures per page for "basic" bingo (levels one and two) and the other has 16 pictures per page for "advanced" bingo (levels two and three).



Friendship Bingo

A




Telling and Listening



Please



Apologizing



Wait




Asking



Praising



Sharing



Hug



Helping




Friendship Bingo

B



Telling and Listening



Wait



Praising




Asking



Apologizing



Please



Please



Telling and Listening



Sharing




Friendship Bingo

C



Sharing



Wait



Helping




Apologizing



Asking



Hug



Wait



Praising



Apologizing



Friendship Bingo

D



Helping



Praising



Asking




Asking



Sharing



Please



Hug



Telling and Listening




Praising



Friendship Bingo

E




Hug



Sharing




Telling and Listening



Apologizing



Helping



Wait



Sharing



Please



Please



Friendship Bingo

F



Helping



Telling and Listening




Sharing



Asking



Apologizing



Wait



Praising



Helping



Telling and Listening



Friendship Bingo

G




Apologizing



Sharing



Please



Hug



Praising



Asking



Helping



Please



Apologizing