



## Feelings Bingo Game

There are two versions of the bingo game. The basic version (with 9 squares) is for level one children (3-5 years) and the advanced version (with 16 squares) is for level two and three children (6-8 years). Each of the bingo cards has a letter in the top right hand corner that refers to a different bingo card (A-F). Give each small group of children a different bingo card to use for the game. At the end of the lettered bingo cards are larger bingo cards that can be cut out and used by the teacher to draw from a detective hat or magic box to play the game.

These bingo cards may be laminated for repeated use in classrooms. Also, these cards may be Xeroxed to make pairs of pictures. These pairs are cut out and turned over to play the Memory Game. (Find the matching pair!)



# Feelings Bingo

A



Happy



Love



Sad




Angry



Excited



Happy



Lonely



Relaxed




Surprised



# Feelings Bingo

B



**Lonely**



**Sad**



**Relaxed**



**Relaxed**



**Love**



**Happy**



**Surprised**



**Happy**



**Surprised**



# Feelings Bingo

C



**Excited**



**Sad**



**Angry**



**Love**



**Happy**



**Relaxed**



**Excited**



**Love**



**Sad**



# Feelings Bingo

D



Love



Angry



Surprised



Sad



Happy



Excited



Love



Happy



Sad



# Feelings Bingo

E




Relaxed



Happy



Happy



Lonely



Surprised




Sad



Happy



Love



Lonely



# Feelings Bingo

F



**Angry**



**Happy**



**Sad**



**Happy**



**Relaxed**



**Love**



**Surprised**



**Excited**



**Angry**




# Feelings Bingo

G



Happy



Lonely



Surprised



Relaxed



Love




Excited



Sad



Happy



Lonely