

Instructions: Cut out the cards and fold along the dotted line to make your song card. The name of the song will be on the front and the lyrics on the back.

cut



Song Card Tips!

fold

1. Highlight new words
2. Combine picture or objects and gestures with song
3. Let child start songs if he/she has language ability
4. Keep songs simple and short for children with limited language
5. Repetition is key
6. Pause songs and signal child's turn
7. Use puppets and pretend with songs



Instructions: Cut out the cards and fold along the dotted line to make your song card. The name of the song will be on the front and the lyrics on the back.

cut



Alphabet Song

ABC


fold

Next time won't you sing with me
Now I know my ABC's,
W, X, Y and Z
T, U, V,
Q, R, S,
H, I, J, K, L, M, N, O, P
A, B, C, D, E, F, G




Instructions: Cut out the cards and fold along the dotted line to make your song card. The name of the song will be on the front and the lyrics on the back.

cut




Bear Hunt




fold

We're going on a bear hunt!
We're going on a bear hunt!
We're going to catch a big one!
We're going to catch a big one!
I'm not afraid! I'm not afraid!
Are you? Are you?
Not me! Not me!




Instructions: Cut out the cards and fold along the dotted line to make your song card. The name of the song will be on the front and the lyrics on the back.

cut




Five Little Ducks




fold

Five little ducks went out one day
Over the hill and far away
Mother duck said
"Quack, quack, quack, quack"
But only four little ducks came back
Four little ducks went out one day
Over the hill and far away
Mother duck said
"Quack, quack, quack, quack"
But only three little ducks came back
Three little ducks went out one day
Over the hill and far away
Mother duck said
"Quack, quack, quack, quack"
But only two little ducks came back
Two little ducks went out one day
Over the hill and far away
Mother duck said
"Quack, quack, quack, quack"
But none of the five little ducks came back
Sad mother duck went out one day
Over the hill and far away
The sad mother duck said
"Quack, quack, quack."
And all of the five little ducks came back.




Instructions: Cut out the cards and fold along the dotted line to make your song card. The name of the song will be on the front and the lyrics on the back.

cut




Five Little Monkeys




fold

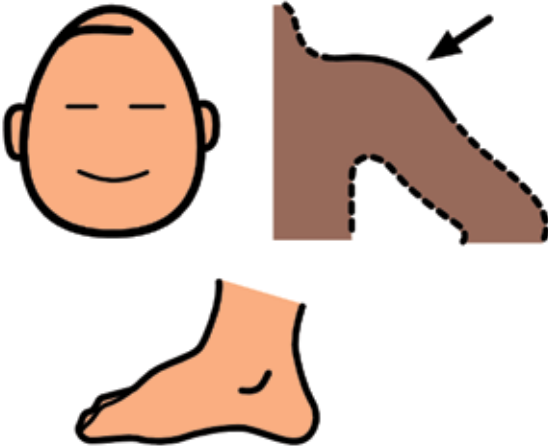
Five little monkeys jumping on the bed
One fell off and bumped his head
Mamma called the doctor and the doctor said
No more monkeys jumping on the bed!
Four little monkeys jumping on the bed
One fell off and bumped his head
Mamma called the doctor and the doctor said
No more monkeys jumping on the bed!
Three little monkeys jumping on the bed
One fell off and bumped his head
Mamma called the doctor and the doctor said
No more monkeys jumping on the bed!
Two little monkeys jumping on the bed
One fell off and bumped his head
Mamma called the doctor and the doctor said
No more monkeys jumping on the bed!
One little monkey jumping on the bed
One fell off and bumped his head
Mamma called the doctor and the doctor said
No more monkeys jumping on the bed!
Put those monkeys right to bed
No more monkeys jumping on the bed!



Instructions: Cut out the cards and fold along the dotted line to make your song card. The name of the song will be on the front and the lyrics on the back.


cut

 **Head, Shoulders,
Knees, and Toes**




fold

**Head and shoulders
Knees and toes, knees and toes
Head and shoulders
Knees and toes,
Eyes, ears, nose and mouth!**

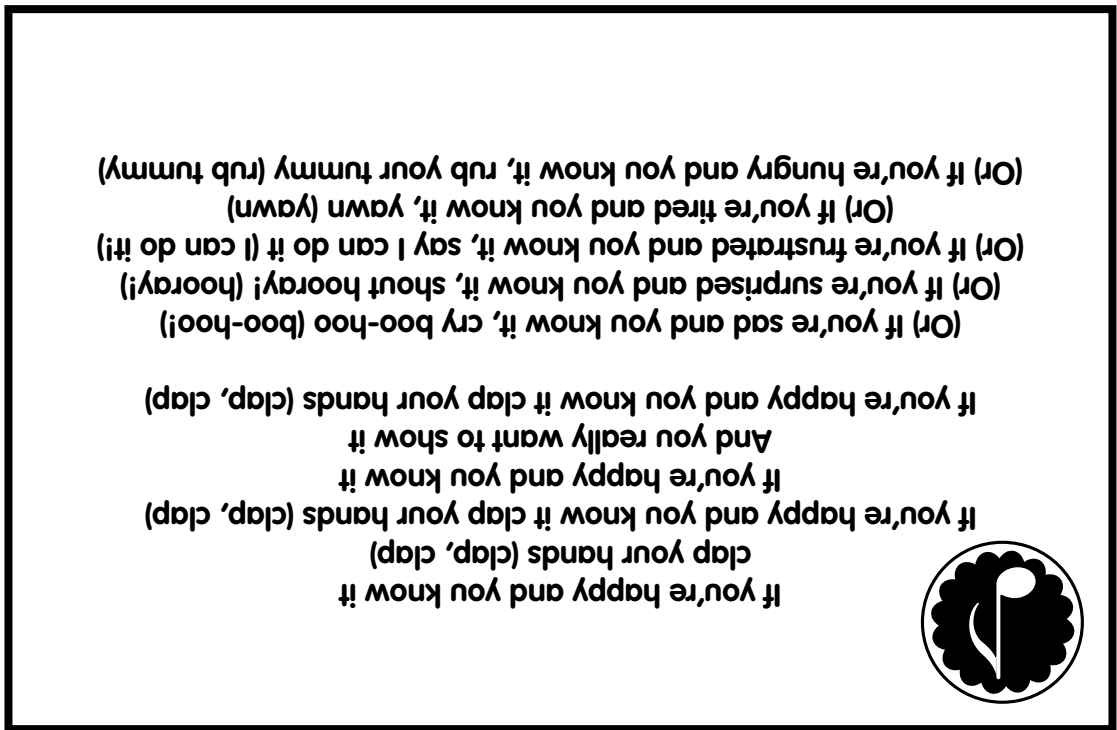


Instructions: Cut out the cards and fold along the dotted line to make your song card. The name of the song will be on the front and the lyrics on the back.

cut




fold




Instructions: Cut out the cards and fold along the dotted line to make your song card. The name of the song will be on the front and the lyrics on the back.

cut




Itsy Bitsy Spider




fold

**The itsy bitsy spider went
up the water spout
(pretend with both hands spider
is crawling up)
Down came the rain and washed the spider
out (pretend rain is falling)
Out came the sun and dried up all the rain
(arms above head to show sun)
And the itsy bitsy spider went up the spout
again.**




Instructions: Cut out the cards and fold along the dotted line to make your song card. The name of the song will be on the front and the lyrics on the back.

cut




Row Your Boat



fold


Row, row, row your boat
Gently down the stream
Merrily, merrily, merrily, merrily
Life is but a dream.

(Sitting face to face on floor hold your child's hands and rock back and forth.)




Instructions: Cut out the cards and fold along the dotted line to make your song card. The name of the song will be on the front and the lyrics on the back.

cut



Slippery Fish



fold


Slippery fish, slippery fish, sliding through the water
Slippery fish, slippery fish, gulp, gulp, gulp!
Oh, no! It's been eaten by a...?

Octopus, octopus, squiggling in the water
Octopus, octopus, gulp, gulp, gulp!
Oh, no! It's been eaten by a...?

Tuna fish, tuna fish, flashing in the water
Tuna fish, tuna fish, gulp, gulp, gulp!
Oh, no! It's been eaten by a...?


Great white shark, great white shark, lurking in the water,
Great white shark, great white shark, gulp, gulp, gulp!
Oh, no! It's been eaten by a...?

Humongous whale, humongous whale, spouting in the water
Humongous whale, humongous whale, BURP!
Gulp, gulp, BURP!
Pardon me!




Instructions: Cut out the cards and fold along the dotted line to make your song card. The name of the song will be on the front and the lyrics on the back.

cut




Twinkle Twinkle Little Star




fold

Twinkle, twinkle little star
How I wonder what you are
Up above the world so high
Like a diamond in the sky




Instructions: Cut out the cards and fold along the dotted line to make your song card. The name of the song will be on the front and the lyrics on the back.

cut



Wheels on the Bus



fold

The wheels on the bus
Go round and round (make hands go round)

Round and round
Round and round
The wheels on the bus
Go round and round

All through the town.

The people on the bus go up and down
(bump child up and down on knees)
The door on the bus goes open and shut
(open and close hands)
The horn on the bus goes "beep, beep, beep" (make horn sound)
The babies on the bus go "waa, waa, waa" (rub eyes)
The wipers on the bus go "swish, swish, swish"
(move finger back and forth)

