

Dina Dinosaur's Checklist

Level Three, Unit One

Apatosaurus: Wally and Dina Teach School Rules

DVD #1: Apatosaurus

SITE: _____ DATE: _____

LEADER NAMES: _____ TIME: _____

VIGNETTES COVERED:

Apatosaurus Unit: S5* S6*

LESSONS COVERED: 1 2 3

(Circle which vignettes and lessons you completed.)

[(n) means narration included.]

*Indicates recommended level three vignettes

DID I


YES

NO

- | | | |
|---|-------|-------|
| 1. Open circle time with predictable routine | _____ | _____ |
| 2. Dina greets children and explains Dinosaur School | _____ | _____ |
| 3. Children sing opening circle time song | _____ | _____ |
| 4. Review about Show Me Five Rules | _____ | _____ |
| 5. Time Out to calm down is reviewed with children | _____ | _____ |
| 6. Children practice/role play Time Out to calm down | _____ | _____ |
| 7. Children review solution cards - ignore, share, wait & practice | _____ | _____ |
| 8. Dina's home activities are explained and reviewed | _____ | _____ |
| 9. Letter #1, Yr. 2 sent to parents | _____ | _____ |
| 10. Group leader calls parents to explain importance of their involvement | _____ | _____ |
| 11. Do the following practice activities: (check those completed) | _____ | _____ |
| a. Detective Interview (I-1) | _____ | _____ |
| b. Family Picture or Puppet Draw (I-2) | _____ | _____ |
| c. Do an Acquaintance Activity (I-3) | _____ | _____ |
| d. Rules Poster (I-4) (<i>Iguanodon #15 in Home Activities Manual</i>) | _____ | _____ |
| e. Books about Rules: <i>Wally Meets Dina</i> book (I-5) | _____ | _____ |
| f. School Rules Bingo (Advanced) (I-6) | _____ | _____ |

- g. Put out books about rules, listening and following directions _____
 - h. Wally's Solution Fishing Game (IV-28) _____
 - i. Wally's Solution Key Chains (IV- 40) _____
 - j. Class Solution Notebook/Blank Light Bulb (IV-2) _____
 - k. Wally's Solution Kit _____
 - l. Others (please describe) _____
12. Promote Concepts by: (check those completed) _____
- a. Coaching and Praising children who were following show me five rules _____
 - b. Praising children for singing, participating, practicing and remember rules, calm down strategies and solutions. _____

Self-Evaluation & Notes



Dina Dinosaur's Checklist

Level Three, Unit Two

Iguanodon: Dina Teaches about Doing Your Best at School

DVD #1: Iguanodon

SITE: _____ DATE: _____

LEADER NAMES: _____ TIME: _____

VIGNETTES COVERED:

Iguanodon Unit: 19* 20* 21* 22* 23 24 25 26 27* 28*

LESSONS COVERED: 4 5 (review lessons from Level 2 as needed)

Circle which vignettes and lessons you completed.

(n) means narration included.

*Indicates recommended level three vignettes

DID I


YES

NO

- | | | |
|--|-------|-------|
| 1. Open circle time with predictable routine | _____ | _____ |
| 2. Review group rules | _____ | _____ |
| 3. Review Show Me Five Rules | _____ | _____ |
| 4. Review and Practice Concentrating & Checking | _____ | _____ |
| 5. Review and Practice Ignoring | _____ | _____ |
| 6. Role play solutions | _____ | _____ |
| 7. Review home activities | _____ | _____ |
| 8. Send letter #2, Yr. 2 to parents | _____ | _____ |
| 9. Do the following practice activities: (check those completed) | _____ | _____ |
| a. Listening Bingo (I-6) | _____ | _____ |
| b. Advanced Wally Listening Game (II-1) (<i>Iguanodon #25</i>) | _____ | _____ |
| c. Wally Maze or Dot-to-Dot Game (II-5) | _____ | _____ |
| d. Read Books about Rules (II-7) | _____ | _____ |
| e. Class Rules Book (II-11) | _____ | _____ |
| f. Dina Stop, Look, Think, Check Concentration
Word Search (II-13) (<i>Iguanodon #20</i>) | _____ | _____ |

- | | | |
|---|-------|-------|
| g. Concentrating Puzzles (II-14) | _____ | _____ |
| h. Blank Solution Light Bulb (IV-2) | _____ | _____ |
| i. Solution Key Chain (IV-40) | _____ | _____ |
| j. Dina Numbers Matching Game | _____ | _____ |
| k. Iguanodon #19, 20, 26, 27, 28 in Home Activities Manual | _____ | _____ |
| 10. Promote Concepts by: (check those completed) | _____ | _____ |
| a. Coaching and Praising children who are following directions | _____ | _____ |
| b. Coaching and praising children for putting up quiet hands,
listening in circle time, show me five | _____ | _____ |
| c. Praising children who use problem-solving solutions | _____ | _____ |
| d. Coaching and praising children who are concentrating
and ignoring | _____ | _____ |
| 11. Send Home Iguanodon Home Activities | _____ | _____ |

Self-Evaluation & Notes



Dina Dinosaur's Checklist

Level Three, Unit Three

Triceratops: Wally Teaches About Understanding and Detecting Feelings

DVD #1: Triceratops

SITE: _____ DATE: _____

LEADER NAMES: _____ TIME: _____

VIGNETTES COVERED:

Triceratops Unit: 1 2 3 4 5 6 7 8 9 10 11
12 13 14 15 16 17 18 19 S-7

Tyrannosaurus Rex Unit: Introductory Narration: Tiny Turtle Shares His Secret

LESSONS COVERED: 6, 7, 8, 9, 10

Circle which vignettes and lessons you completed.

(n) = narration included

*Vignettes may be selected for review of feelings vocabulary and empathy skills according to children's emotional literacy.

DID I

	YES	NO
1. Open circle time with predictable routine	_____	_____
2. Put out books about feelings in library	_____	_____
3. Do "show and tell"	_____	_____
4. Role play/practice feeling states	_____	_____
5. Sing feeling songs	_____	_____
6. Feeling Dictionary (III-51)	_____	_____
7. Role play: Wally sad, can't read	_____	_____
8. Set up Feeling Station	_____	_____
9. Role play: Wally's Unique Family	_____	_____
10. Role play: Freddy can't play baseball	_____	_____
11. Role play: Freddy proud	_____	_____
12. Tiny cue card ordering game	_____	_____
13. Review home activity books	_____	_____
14. Send letter #3 (Yr. 1) & #2 (Yr. 2) to parents	_____	_____
15. Explain unit to parents when possible	_____	_____

16. Do the following practice activities: (check those completed)

- | | | |
|---|-------|-------|
| a. Happy Thought/Place Book (III-3) | _____ | _____ |
| b. Feeling Spinning Wheel Game (III-12) | _____ | _____ |
| c. Role Plays (III-19) | _____ | _____ |
| d. Read Books About Feelings (III-22) | _____ | _____ |
| e. Trace Body Images & Draw Feeling Fingerprints (III-23) | _____ | _____ |
| f. Changing Feelings Game (III-24) | _____ | _____ |
| g. Feeling Bingo Game (III-25) | _____ | _____ |
| h. Back to Back Game (III-27) | _____ | _____ |
| i. Feeling Puzzles (III-29) | _____ | _____ |
| j. Love Line (III-30) | _____ | _____ |
| k. Self-Encouragement Bubbles (III-31) | _____ | _____ |
| l. Feeling Schedule (III-48) | _____ | _____ |
| m. Make a Book: "What I'm Good At" (III-49) | _____ | _____ |
| n. My Triceratops Feeling Dictionary (III-51) | _____ | _____ |
| o. Families are Special Class Book (III-52) | _____ | _____ |
| p. Changing Feelings Pipe Cleaner Game (III-53) | _____ | _____ |
| q. Feelings Graph (III-54) | _____ | _____ |
| r. Triceratops Activity Worksheets (#16, 21, 23, 24) | _____ | _____ |
| s. Visualization Going in your Turtle Shell (V-1) | _____ | _____ |
| t. Turtle Vests (V-2) | _____ | _____ |
| u. Angry Memory Game (V-19) | _____ | _____ |

Others (additional activities can be found and described in Book One; please describe here other activities you used to strengthen this skill):

17. Promote Concepts by: (check those completed)

_____ Praising children who were following directions and classroom rules

_____ Praising children using their words to express themselves

_____ Describing children's feeling states

Self-Evaluation & Notes



Dina Dinosaur's Checklist

Level Three, Unit Four

Stegosaurus: Wally Teaches How to Problem Solve

DVD #2 Stegosaurus Unit
DVD #3: Brachiosaurus Unit

SITE: _____ **DATE:** _____

LEADER NAMES: _____ **TIME:** _____

VIGNETTES COVERED:

Brachiosaurus Unit: (n) 17*

Stegosaurus Unit: (n)	1	2	3	4	5	6*	7*	8	9(n)	10(n)
11	12	13	14	15	16	17	S-11	S-12	S-13*	S-14
S-15	S-16	S-17	S-18	S-19	S-20*	S-21*				

LESSONS COVERED: 11 12 13 14 15 16 17

(Circle which vignettes and lessons you completed.)

[(n) means narration included.]

*Indicates recommended level three vignettes

DID I

YES

NO

- | | | |
|--|-------|-------|
| 1. Open circle time with predictable routine | _____ | _____ |
| 2. Review and/or teach Wally's problem solving steps | _____ | _____ |
| 3. Put out books about problem solving in library | _____ | _____ |
| 4. Used Solution Detective Kit with children | _____ | _____ |
| 5. Role play problem solving solutions with puppets | _____ | _____ |
| 6. Review home activity books | _____ | _____ |
| 7. Send letter #5 & #6, Year 2, to parents | _____ | _____ |
| 8. Explain unit to parents when possible | _____ | _____ |
| 9. Do the following practice activities: (check those completed) | _____ | _____ |
| a. Wally's Solution Detective Kit (IV-1) | _____ | _____ |
| b. Class Solution Notebook (IV-2) | _____ | _____ |
| c. Read books about problem solving and anger (IV-6) | _____ | _____ |
| d. Wally & Molly Ask for Help with Their Problems (IV-7) | _____ | _____ |
| e. Detective Club (IV-8) | _____ | _____ |
| f. Pass the Detective Hat Game for Practicing Solutions (IV-9) | _____ | _____ |


- g. Problem Solving Puzzle (IV-10) _____
- h. Pass the Hat for Evaluating Evaluating Solutions (IV-11) _____
- i. Problem Solving Bingo (IV-12) _____
- j. Problem Solving Memory Game (IV-13) _____
- k. Problem Solving Sequencing Game (IV-15) _____
- l. Wally's Camping Problem (IV-16) _____
- m. Wally Problem Solving Maze (IV-17) _____
- n. Detective Report (IV-29) _____
- o. Problem Solving Detective Reports (IV-30) _____
- p. Problem Solving Mystery Play (IV-31) _____
- q. Stegosaurus #29, 30, 31 from Home Activities Manual _____

Others (additional activities can be found and described in Book One; please describe here other activities you used to strengthen this skill)

10. Promote Concepts by: (check those completed)

- _____ Praising children who were staying calm and problem solving
- _____ Coached children to problem solve
- _____ Praising children using their words to express themselves
- _____ Describing children's feeling states

Self-Evaluation & Notes



Dina Dinosaur's Checklist

Level Three, Unit Five

Tyrannosaurus Rex: Tiny Turtle Teachers Anger Management

DVD #2: Tyrannosaurus Rex Unit

SITE: _____ DATE: _____

LEADER NAMES: _____ TIME: _____

VIGNETTES COVERED:

Tyrannosaurus Rex Unit: (n) 11 12 13 14 15 16 17 18 19
S-24* S-25 S-26 S-27 S-28

LESSONS COVERED: 18 19 20

(Circle which vignettes and lessons you completed.)

[(n) means narration included.]

*Indicates recommended level three vignettes (S-24 through S-28 are recommended if not shown in prior Level 2 lessons)

DID I

YES

NO

- 1. Open circle time with predictable routine
2. Review Wally's problem solving steps
3. Put out books about anger control in library
4. Used Solution Detective Kit with children
5. Talk about anger steps with puppets
6. Teach Calm Down Thermometer
7. Review home activity books
8. Send letter #7, Yr. 2, to parents
9. Explain unit to parents when possible
10. Do the following practice activities: (check those completed)
a. Turtle Shell Visualization (V-1)
b. Problem Solving and Anger Bingo, Mazes, Memory Games (V-4)
c. Make Teasing Shields (V-7)
d. Read Wally Learns a Lesson from Tiny Turtle (V-8)
e. Do Wally's Detective Book for Solving Problems at School with puppets (V-9)
f. Pass the Hat for Practicing Anger Control (V-11)


- g. Wally's Detective Club (V-13) _____
- h. Read Books About Anger (V-14) _____
- i. Tiny's Obstacle Course (V-15) _____
- j. Tiny's Anger Mazes (V-16) _____
- k. "What If" Detective Hat Game (IV-24) _____
- l. Detective Reports (IV-29) _____

Others (additional activities can be found and described in Book One; please describe here other activities you used to strengthen this skill)

11. Promote Concepts by: (check those completed)

- _____ Praising children who were staying calm and problem solving
- _____ Coached children to problem solve
- _____ Praising children using their words to express themselves
- _____ Describing children's feeling states

Self-Evaluation & Notes



Dina Dinosaur's Checklist

Level Three, Unit Six

Allosaurus: Molly Teaches How to Be Friendly

DVD #3 Allosaurus

SITE: _____ DATE: _____

LEADER NAMES: _____ TIME: _____

VIGNETTES COVERED:

Allosaurus Unit:	1	2	3	4	5*	6	7*	8	9	10	11			
	12	13	14	15	16	17	18	19	20*	21	22	23	24	25
	26	27*	28*	29*	30*	31	32	S-7*	S-29*	S-30*	S-31	S-32*	S-33*	S-34*
	S-35	S-36	S-37	S-38	S-39									

DVD 3 Brachiosaurus Unit Vignette S-50*

LESSONS COVERED: 23 24 25 26 27 28 29

(Circle which vignettes and lessons you completed.)

[(n) means narration included.]

*Indicates recommended level three vignettes

DID I

YES

NO

- | | | |
|---|-------|-------|
| 1. Open circle time with predictable routine | _____ | _____ |
| 2. Talk about how to be friendly | _____ | _____ |
| 3. Put out books about friendships in library | _____ | _____ |
| 4. Continue to use Solution Detective Kit with children | _____ | _____ |
| 5. Role play friendship solutions with students | _____ | _____ |
| 6. Use books to talk about friendship issues | _____ | _____ |
| 7. Set up a "Buddy Station" | _____ | _____ |
| 8. Role play sticker chart | _____ | _____ |
| 9. Review Home Activities books | _____ | _____ |
| 10. Send letter #8 to parents | _____ | _____ |
| 11. Explain unit to parents when possible | _____ | _____ |
| 12. Do the following practice activities: (check those completed) | _____ | _____ |
| a. Dina's Friendly Feet (VI-1) | _____ | _____ |
| b. Friendship Maze (VI-3) | _____ | _____ |
| c. Helping Hands Snack (VI-7) | _____ | _____ |


- d. Cooperative Tinker Toys/Legos/Duplos (VI-9) _____
- e. Cooperative Art Poster (VI-10) _____
- f. Cooperative Clay Modeling (VI-11) _____
- g. Cooperative Snacks (VI-12) _____
- h. Paper Chain (VI-13) _____
- i. Shared Friendship Activity (VI-14) _____
- j. Teamwork Chore at Home and School (VI-17) _____
- k. Read *Wally's Detective Book for Solving Problems at Home* (VI-18) _____
- l. Friendship Bingo Game (VI-25) _____
- m. Fantastic Mobiles (VI-27) _____
- n. A Book About Me or Curious Cube (VI-28) _____
- o. Read Books About Friends (VI-36) _____
- p. Cooperative Floor Puzzle (VI-53) _____
- q. Teamwork Charts (VI-54) _____

Others (additional activities can be found and described in Book One; please describe here other activities you used to strengthen this skill)

13. Promote Concepts by: (check those completed)

- _____ Praising children who were showing friendly behaviors (helping, sharing, teamwork)
- _____ Using Peer Coaching to strengthen friendly behaviors
- _____ Praising children using their words to express themselves
- _____ Describing children's feeling states
- _____ Do a school or class teamwork project
- _____ Continue "Friendship Patrol" on the playground

Self-Evaluation & Notes



Dina Dinosaur's Checklist

Level Three, Unit Seven

Brachiosaurus: Molly Explains How to Talk with Friends

DVD #3: Brachiosaurus

SITE: _____ DATE: _____

LEADER NAMES: _____ TIME: _____

VIGNETTES COVERED:

Brachiosaurus Unit:	(n)	1	2	3*	4	5	6	7*(n)	8*	9			
10(n)	11	12	13	14*	15*	16*	Oscar	17*	S-40*	S-41	S-42	S-43	S-44
S-45	S-46	S-47	S-48	S-49	S-50								

LESSONS COVERED: 30 31 32 33 34 35 36 37 38

(Circle which vignettes and lessons you completed.)

[(n) means narration included.]

*Indicates recommended level three vignettes

DID I

YES

NO

- | | | |
|---|-------|-------|
| 1. Open circle time with predictable routine | _____ | _____ |
| 2. Talk about how to be a team | _____ | _____ |
| 3. Put out books about bullying in library | _____ | _____ |
| 4. Role play saying "no" | _____ | _____ |
| 5. Role play giving suggestions | _____ | _____ |
| 6. Role play asking to borrow | _____ | _____ |
| 7. Role play bullying | _____ | _____ |
| 8. Set up a friendship station in the classroom | _____ | _____ |
| 9. Review home activity books | _____ | _____ |
| 10. Send letters #9 and #3, Yr. 2, to parents | _____ | _____ |
| 11. Explain unit to parents when possible | _____ | _____ |
| 12. Send home the Brachiosaurus Reading Dinosaur | _____ | _____ |
| 13. Do the following practice activities: (check those completed) | _____ | _____ |
| a. Make Puppets and Introductions (VII-1) | _____ | _____ |
| b. Fact Finding Interview (VII-2) | _____ | _____ |
| c. Twenty Questions Game - Guess What? (VII-3) | _____ | _____ |
| d. Clay Modeling: Guess What? Game (VII-4) | _____ | _____ |

- e. Pass the Detective Hat (VII-5) _____
- f. "Mother May I Borrow" Game (VII-6) _____
- g. Pass the Detective Hat for Practicing How to Talk to Others (VII-7) _____
- h. Make Dinosaurs (VII-8) _____
- i. Wally's Big Ears Game (VII-9) _____
- j. Molly's Listening Game (VII-11) _____
- k. *Wally's Detective Book for Solving Problems at Home* (VII-12) _____
- l. Secret Pal Books (VII-14) _____
- m. Mystery Object (VII-16) _____
- n. Friendship Bingo Game (VII-25) _____
- o. Cooperative Poster (VII-27) _____

Others (additional activities can be found and described in Book One; please describe here other activities you used to strengthen this skill)

11. Promote Concepts by: (check those completed)

- _____ Praising children who were showing friendly behaviors (helping, sharing, teamwork)
- _____ Praising children who shared information about themselves or took an interest in others
- _____ Praising children who said "No" to wrongdoing or who stood up to bullies
- _____ Describing children's feeling states

Self-Evaluation & Notes