

# Aggregate SDQ Scores from Class (Class Programme Only)

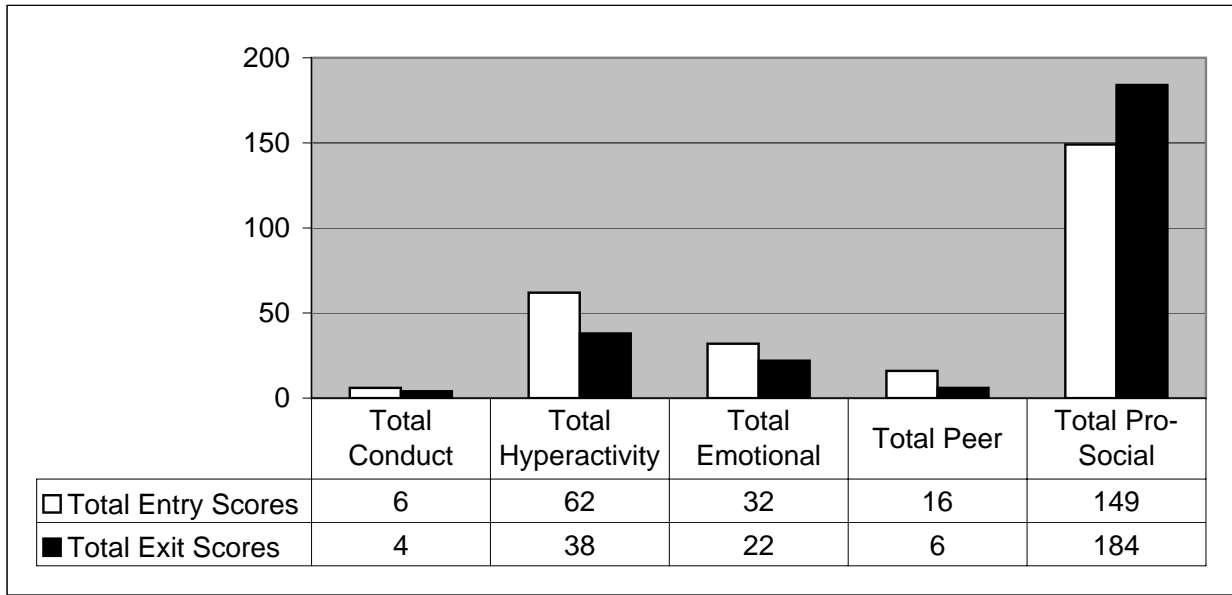
(Parents of these children did not participate in the corresponding Parent Programme)

School A

Total Number of Sessions Delivered: 16

Programmes Delivered Included: Making New Friends and Learning School Rules  
 How to do your Best in School  
 Understanding and Detecting Feelings

## AGGREGATE OF CLASS SDQ SCORES



Conduct Score Reduction	2
Hyperactivity Score Reduction	24
Emotional Score Reduction	10
Peer Score Reduction	10
Pro-Social Score Improvement	35
Largest Scoring Improvements in 'Pro-Social' and 'Hyperactivity' Categories	

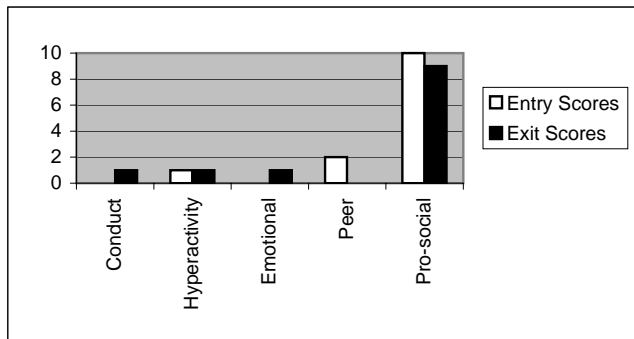
Conduct % Reduction	33.33%
Hyperactivity % Reduction	38.71%
Emotional % Reduction	31.25%
Peer % Reduction	62.50%
Pro-Social % Improvement	23.49%
Largest % Improvements in 'Peer' and 'Hyperactivity' Categories	

Average Class Attendance	83%
--------------------------	-----

## Individual Breakdown of SDQ Scores from Class

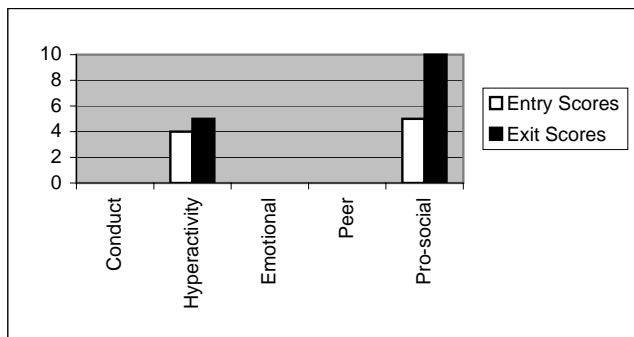
### CHILD 1

	Entry Scores	Exit Scores		
Conduct	0	1		
Hyperactivity	1	1		
Emotional	0	1		
Peer	2	0		
Pro-social	10	9		
Attendance	14	=	88%	



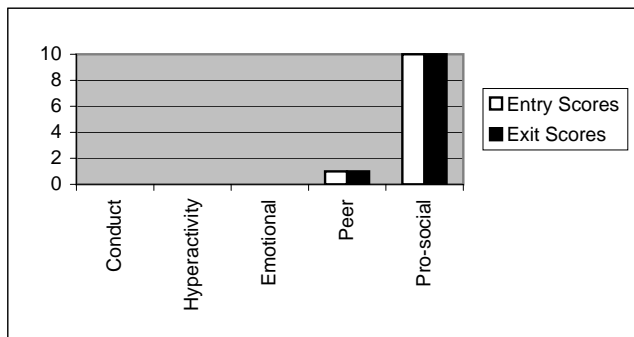
### CHILD 2

	Entry Scores	Exit Scores		
Conduct	0	0		
Hyperactivity	4	5		
Emotional	0	0		
Peer	0	0		
Pro-social	5	10		
Attendance	14	=	88%	



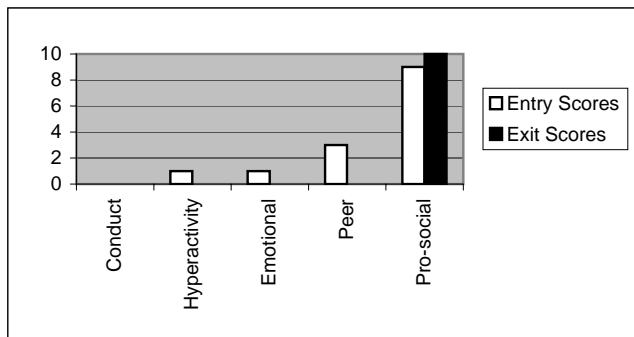
### CHILD 3

	Entry Scores	Exit Scores		
Conduct	0	0		
Hyperactivity	0	0		
Emotional	0	0		
Peer	1	1		
Pro-social	10	10		
Attendance	13	=	81%	



### CHILD 4

	Entry Scores	Exit Scores		
Conduct	0	0		
Hyperactivity	1	0		
Emotional	1	0		
Peer	3	0		
Pro-social	9	10		
Attendance	12	=	75%	



### CHILD 5

	Entry Scores	Exit Scores		
Conduct	0	0		
Hyperactivity	0	0		
Emotional	0	0		
Peer	0	0		
Pro-social	0	0		
Attendance	0	=	0%	

Parent attended parent course - data on this child is shown on 'Combined Programme' results

**CHILD 6** Parent attended parent course - data on this child is shown on 'Combined Programme' results

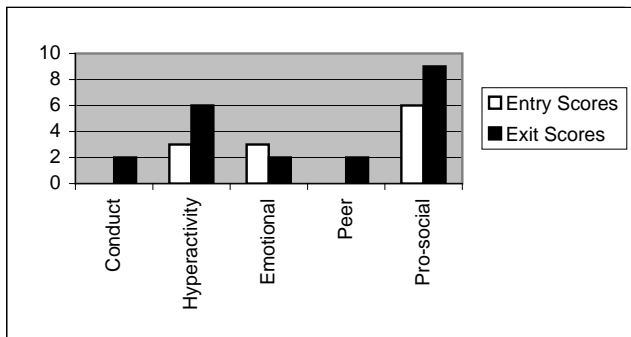
Conduct	0	0
Hyperactivity	0	0
Emotional	0	0
Peer	0	0
Pro-social	0	0

Attendance 0 = 0%

**CHILD 7** Entry Scores Exit Scores

Conduct	0	2
Hyperactivity	3	6
Emotional	3	2
Peer	0	2
Pro-social	6	9

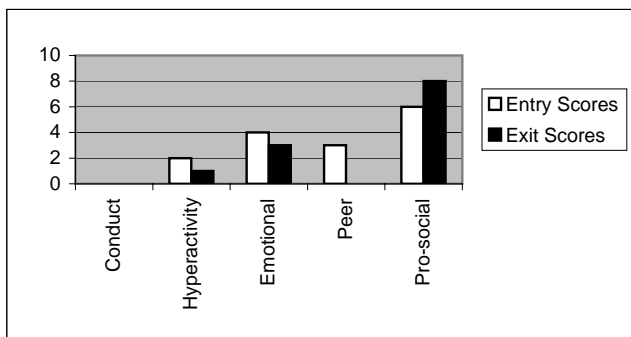
Attendance 13 = 81%



**CHILD 8** Entry Scores Exit Scores

Conduct	0	0
Hyperactivity	2	1
Emotional	4	3
Peer	3	0
Pro-social	6	8

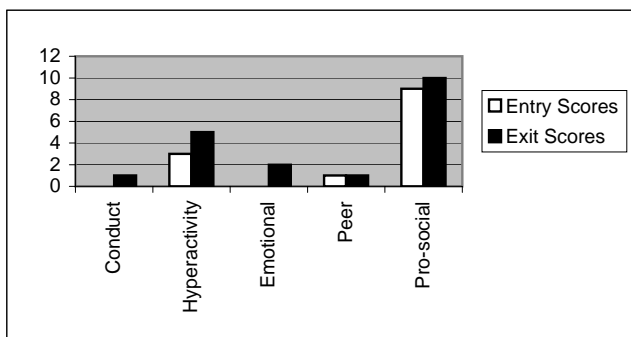
Attendance 13 = 81%



**CHILD 9** Entry Scores Exit Scores

Conduct	0	1
Hyperactivity	3	5
Emotional	0	2
Peer	1	1
Pro-social	9	10

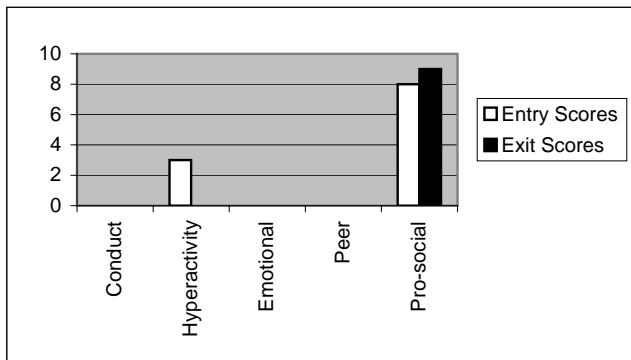
Attendance 14 = 88%



**CHILD 10** Entry Scores Exit Scores

Conduct	0	0
Hyperactivity	3	0
Emotional	0	0
Peer	0	0
Pro-social	8	9

Attendance 16 = 100%



**CHILD 11** Parent attended parent course - data on this child is shown on 'Combined Programme' results

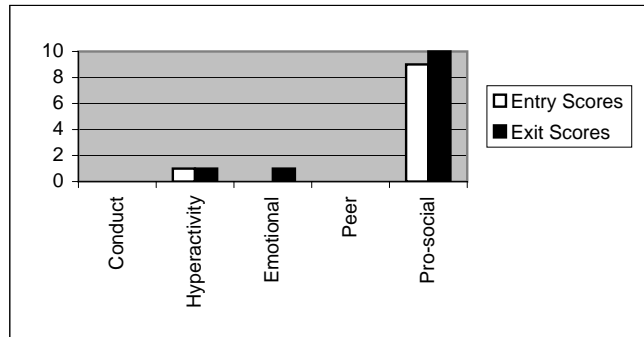
Conduct	0	0
Hyperactivity	0	0
Emotional	0	0
Peer	0	0
Pro-social	0	0

Attendance 0 = 0%

**CHILD 12** Entry Scores Exit Scores

Conduct	0	0
Hyperactivity	1	1
Emotional	0	1
Peer	0	0
Pro-social	9	10

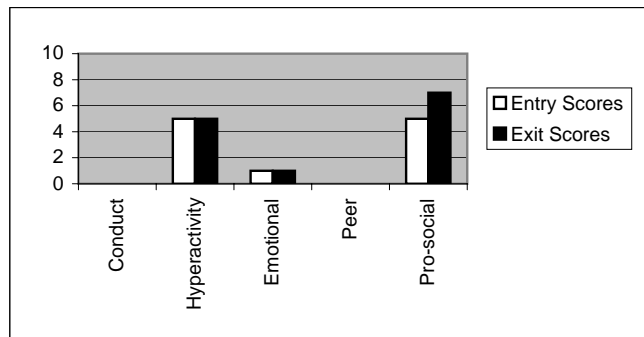
Attendance 13 = 81%



**CHILD 13** Entry Scores Exit Scores

Conduct	0	0
Hyperactivity	5	5
Emotional	1	1
Peer	0	0
Pro-social	5	7

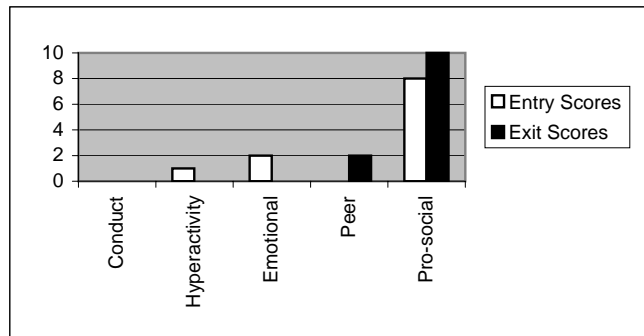
Attendance 12 = 75%



**CHILD 14** Entry Scores Exit Scores

Conduct	0	0
Hyperactivity	1	0
Emotional	2	0
Peer	0	2
Pro-social	8	10

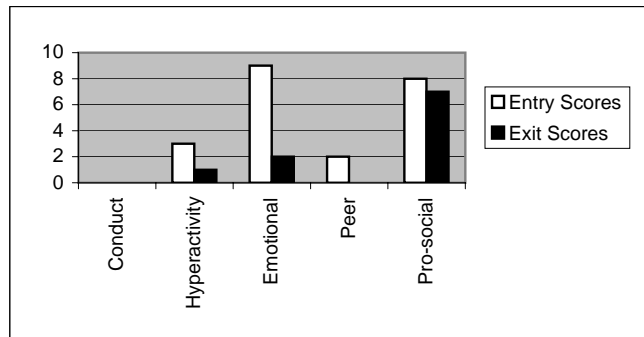
Attendance 14 = 88%



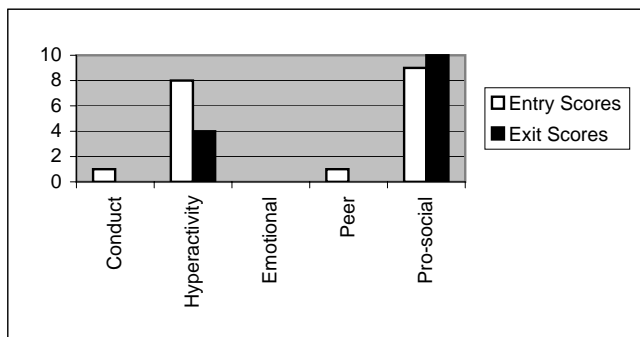
**CHILD 15** Entry Scores Exit Scores

Conduct	0	0
Hyperactivity	3	1
Emotional	9	2
Peer	2	0
Pro-social	8	7

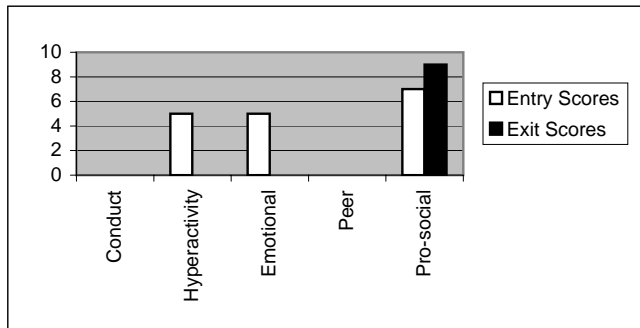
Attendance 10 = 63%



<b>CHILD 16</b>	Entry Scores	Exit Scores
Conduct	1	0
Hyperactivity	8	4
Emotional	0	0
Peer	1	0
Pro-social	9	10
Attendance	16	= 100%



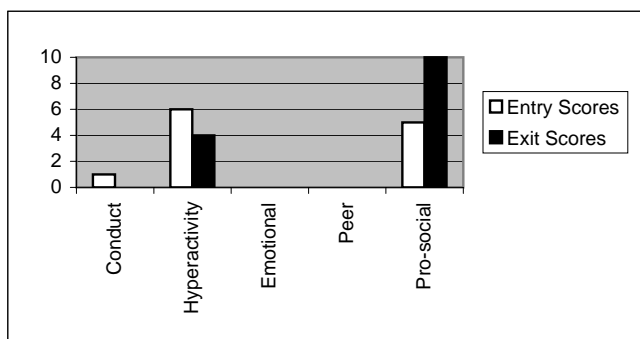
<b>CHILD 17</b>	Entry Scores	Exit Scores
Conduct	0	0
Hyperactivity	5	0
Emotional	5	0
Peer	0	0
Pro-social	7	9
Attendance	13	= 81%



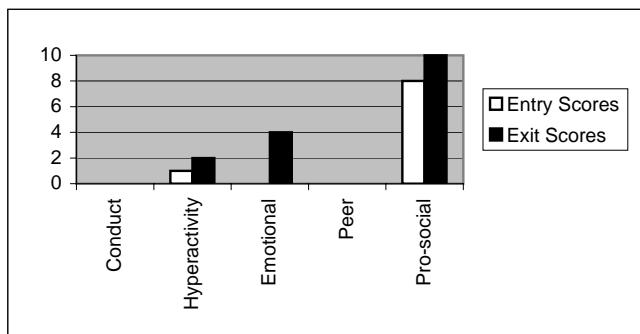
<b>CHILD 18</b>	Entry Scores	Exit Scores
Conduct	0	0
Hyperactivity	0	0
Emotional	0	0
Peer	0	0
Pro-social	0	0
Attendance	0	= 0%

Parent attended parent course - data on this child is shown on 'Combined Programme' results

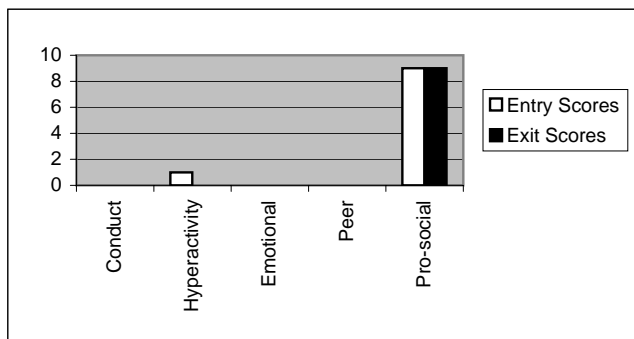
<b>CHILD 19</b>	Entry Scores	Exit Scores
Conduct	1	0
Hyperactivity	6	4
Emotional	0	0
Peer	0	0
Pro-social	5	10
Attendance	15	= 94%



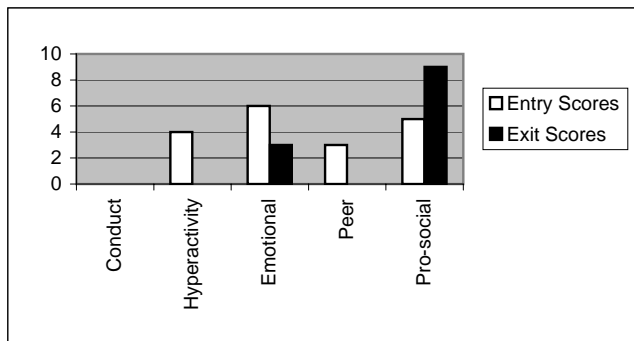
<b>CHILD 20</b>	Entry Scores	Exit Scores
Conduct	0	0
Hyperactivity	1	2
Emotional	0	4
Peer	0	0
Pro-social	8	10
Attendance	15	= 94%



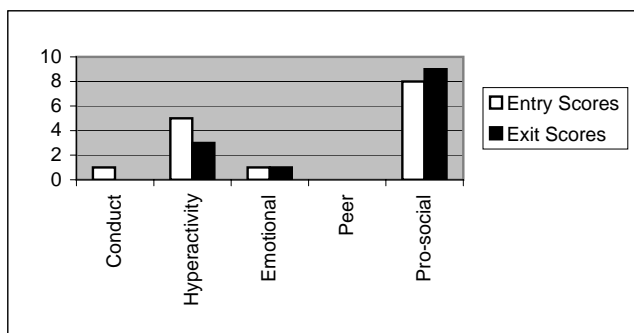
<b>CHILD 21</b>	Entry Scores	Exit Scores		
Conduct	0	0		
Hyperactivity	1	0		
Emotional	0	0		
Peer	0	0		
Pro-social	9	9		
Attendance	7	=	44%	



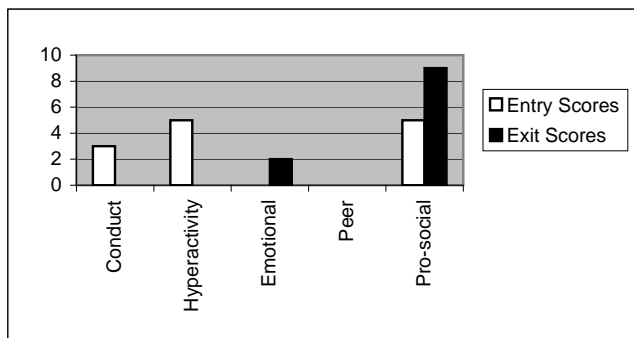
<b>CHILD 22</b>	Entry Scores	Exit Scores		
Conduct	0	0		
Hyperactivity	4	0		
Emotional	6	3		
Peer	3	0		
Pro-social	5	9		
Attendance	13	=	81%	



<b>CHILD 23</b>	Entry Scores	Exit Scores		
Conduct	1	0		
Hyperactivity	5	3		
Emotional	1	1		
Peer	0	0		
Pro-social	8	9		
Attendance	15	=	94%	



<b>CHILD 24</b>	Entry Scores	Exit Scores		
Conduct	3	0		
Hyperactivity	5	0		
Emotional	0	2		
Peer	0	0		
Pro-social	5	9		
Attendance	15	=	94%	



<b>CHILD 25</b>	Parent attended parent course - data on this child is shown on 'Combined Programme' results			
Conduct	0	0		
Hyperactivity	0	0		
Emotional	0	0		
Peer	0	0		
Pro-social	0	0		
Attendance	0	=	0%	