



North Carolina In-Network Statewide Summary

Overview

For the period of July 2012 through June 2013, 59 IY series were completed with a total enrollment of 672 parents/caregivers, representing 563 families, and providing 489 sets of matched pre/post-test evaluation instruments for this report.*

Findings

Analyses of individual subscales show an overall positive impact of the IY BASIC Parent Program on parenting skills and child behavior. Results listed below that are statistically significant are followed by (SS), meaning analysis resulted in a p-value of 0.0500 or less indicating mathematical confidence that the result is reliable and unlikely to have been produced by chance.

Parenting Skills

Parent Practices Interview (PPI)

Negative Parenting Behaviors

- Harsh Discipline: Decrease (SS)
- Inconsistent Discipline: Decrease (SS)

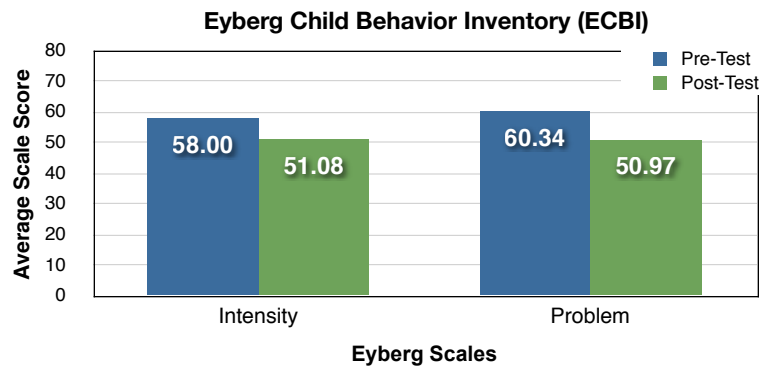
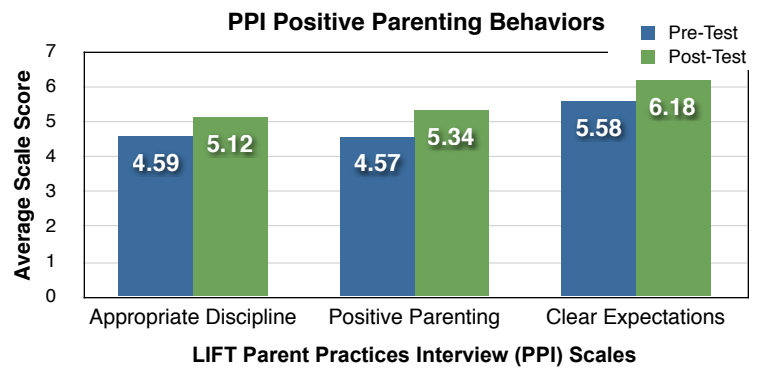
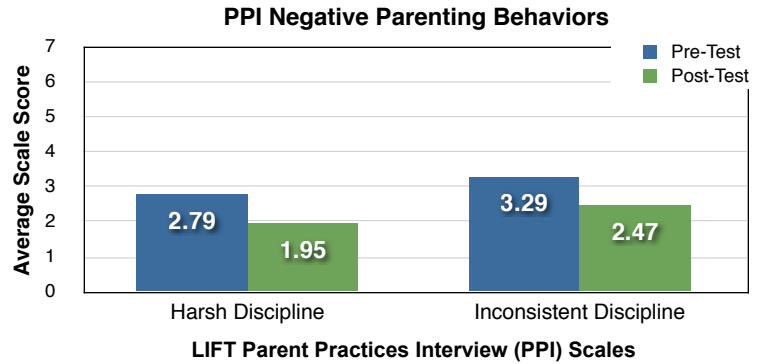
Positive Parenting Behaviors

- Appropriate Discipline: Increase (SS)
- Positive Parenting: Increase (SS)
- Clear Expectations: Increase (SS)

Child Behavior

Eyberg Child Behavior Inventory (ECBI)

- Intensity: Decrease (SS)
(frequency of child's problem behaviors)
- Problem: Decrease (SS)
(degree to which the behaviors are problematic)



* Individual data sets met analysis criteria for one or more scales, but did not necessarily meet analysis criteria for every scale.

