

**Dina Dinosaur's CHECKLIST—Unit One
Year 2**

Apatosaurus Unit One: Wally and Dina Teach School Rules
--

SITE: _____

DATE: _____

LEADER NAMES: _____

TIME: _____

VIGNETTES COVERED:

Year 2, LESSONS COVERED: 1, 2
(Circle which vignettes and lessons you completed.)

Note: Lessons and Vignettes from Year 1 may be reviewed in addition to the Year 2 lessons.

DID I	YES	NO
1. Open circle time with predictable routine	_____	_____
2. Talk about group rules	_____	_____
3. Explain Show Me Five	_____	_____
4. Role play Show Me Five	_____	_____
5. Role play solutions	_____	_____
6. Review homework	_____	_____
7. Send letters #1 and #2 to parents	_____	_____
8. Call parents to explain importance of their involvement	_____	_____

9. Do the following practice activities: (check those completed)

- Show Me Five Poster
- Rules Bingo
- Blank Solution Light Bulb
- An Acquaintance Activity
- Read *Wally Meets Dina* book
- Put out books about rules, listening, and following directions
- Dina Stop, Look, Think, Check Word Search

10. Promote Concepts by: (check those completed)

- Praising children who were following directions
- Praising children for putting up quiet hands, following classroom rules
- Show Me Five
- Praising children who use problem-solving solutions

Self-Evaluation and Notes



**Dina Dinosaur's CHECKLIST—Unit Two
Year 2**

Iguanodon Unit Two: Dina Teaches about Doing Your Best at School

SITE: _____

DATE: _____

LEADER NAMES: _____

TIME: _____

VIGNETTES COVERED:

Dina Program 6: Vignettes **19, 20, 21, 22, 27, 28**

Year 2, LESSONS COVERED: **3, 4**

(Circle which vignettes and lessons you completed.)

Note: Lessons and Vignettes from Year 1 may be reviewed in addition to the Year 2 lessons.

DID I

YES

NO

- | | | | |
|----|---|-------|-------|
| 1. | Open circle time with predictable routine | _____ | _____ |
| 2. | Review group rules | _____ | _____ |
| 3. | Review Show Me Five | _____ | _____ |
| 4. | Role play solutions | _____ | _____ |
| 5. | Review homework | _____ | _____ |
| 6. | Role play concentrating and ignoring distractions | _____ | _____ |


7. Do the following practice activities: (check those completed)

- Listening Bingo
- Blank Solution Light Bulb
- Read *Wally Meets Dina* book
- Put out books about rules, listening, and following directions
- Dina Numbers Matching Game
- Dina Stop, Look, Think, Check Word Search
- Concentrating Puzzles

8. Promote Concepts by: (check those completed)

- Praising children who were following directions
- Praising children for putting up quiet hands, listening in circle time,
Show Me Five
- Praising children who use problem-solving solutions

Self-Evaluation and Notes



**Dina Dinosaur' s CHECKLIST—Unit Three
Year 2**

<p>Triceratops Unit Three: Wally Teaches About Understanding and Detecting Feelings</p>
--

SITE: _____

DATE: _____

LEADER NAMES: _____

TIME: _____

VIGNETTES COVERED:

Dina Program 3, Part 4: Tiny Turtle Shares His Secret

LESSONS COVERED: 12, 13, 14, 15, 16


(Circle which vignettes and lessons you completed.)

Note: Lessons and Vignettes from Year 1 may be reviewed in addition to the Year 2 lessons.

DID I	YES	NO
1. Open circle time with predictable routine	_____	_____
2. Put out books about feelings in library	_____	_____
3. Do “show and tell”	_____	_____
4. Role play feeling states	_____	_____
5. Sing feeling songs	_____	_____
6. Feeling Dictionary	_____	_____
7. Role play: Wally sad, can’t read	_____	_____
8. Set up Feeling Station	_____	_____
9. Role play: Wally’s Unique Family	_____	_____
10. Role play: Freddy can’t play baseball	_____	_____

- | | | |
|---|-------|-------|
| 11. Role play: Freddy proud | _____ | _____ |
| 12. Tiny cue card ordering | _____ | _____ |
| 13. Review homework activity books | _____ | _____ |
| 14. Send letter about unit to parents | _____ | _____ |
| 15. Explain unit to parents when possible | _____ | _____ |
| 16. Do the following practice activities: (check those completed) | | |
| ___ Wally and Molly Listening Color Game | | |
| ___ Happy Thought/Place Book and/or Feelings Alphabet Book | | |
| ___ Picture Feeling Collage | | |
| ___ Feeling Spinning Wheel Game with Bingo | | |
| ___ Read books about feelings | | |
| ___ Feeling Bingo Game | | |
| ___ Feeling Puzzles | | |
| ___ Angry Memory Game | | |
| ___ Compliment Circle Time | | |
| ___ Self-Compliment Activity #19 and/or Self-Encouragement Bubble | | |
| ___ Pass the Feeling Bag | | |
| ___ Families are Special Book | | |
| ___ Changing Feelings Activity | | |
| ___ Feelings Graph | | |
| ___ Others (please describe) | | |
| 17. Promote Concepts by: (check those completed) | | |
| ___ Praising children who were following directions and classroom rules | | |
| ___ Praising children using their words to express themselves | | |
| ___ Describing children's feeling states | | |

Self-Evaluation and Notes



Dina Dinosaur's CHECKLIST—Unit Four

Stegosaurus Unit Four: Wally Teaches How to Problem Solve

SITE: _____

DATE: _____

LEADER NAMES: _____

TIME: _____

VIGNETTES COVERED:

Dina Program 5: Oscar

Dina Program 3: Part 3: narration, 6, 7

LESSONS COVERED: 17, 18, 19, 20, 21, 22, 23

(Circle which vignettes and lessons you completed.)

Note: Lessons and Vignettes from Year 1 may be reviewed in addition to the Year 2 lessons.

DID I	YES	NO
1. Open circle time with predictable routine	_____	_____
2. Talk about Wally's problem solving steps	_____	_____
3. Put out books about problem solving in library	_____	_____
4. Set up Problem Solving Station in classroom	_____	_____
5. Discuss Children's Detective Reports	_____	_____
6. Discuss Consequences Cue Cards	_____	_____
7. Role play about TV program	_____	_____
8. Discuss classroom problem	_____	_____
9. Used Solution Detective Kit with children	_____	_____
10. Felicity left out role play	_____	_____
11. Review homework activity books	_____	_____

12. Send letter about unit to parents _____
13. Explain unit to parents when possible _____
14. Do the following practice activities: (check those completed)
- ___ Wally's Solution Detective Kit (advanced solution cards)
 - ___ Pass the Detective Hat Game
 - ___ Detective Reports
 - ___ Problem Solving Bingo, Mazes, Memory Games
 - ___ Problem Solving Puzzle
 - ___ Read books about problem solving
 - ___ Detective Club
 - ___ Do *Wally's Detective Book for Solving Problems at School* with puppets
 - ___ Safe, Fair, Good Feelings Tally Sheet
 - ___ Problem Solving Mystery Play
 - ___ Advance Solution Cards Practiced (e.g., take responsibility, keep trying, wait, do something else)
 - ___ Set up Self-Management Folder for Problem Solving
 - ___ Make small Solution Kits, Laminate and Attach to Key Ring (for each child)
 - ___ Make Problem Solving Word List
 - ___ Stegosaurus Worksheets (e.g., word searches, definitions,
 - ___ Make small Solution Kits, Laminate and Put on Key Ring
 - ___ Others (please describe)
15. Promote Concepts by: (check those completed)
- ___ Praising children who were staying calm and problem solving
 - ___ Coaching children to problem solve
 - ___ Praising children using their words to express themselves
 - ___ Describing children's feeling states
 - ___ Having extra problem solving class meetings to discuss Detective Reports
 - ___ Send home dinosaur reading sheets

Self-Evaluation & Notes



**Dina Dinosaur's CHECKLIST—Unit Five
Year 2**

Tyrannosaurus Rex Unit Five: Tiny Turtle Teaches Anger Management

SITE: _____

DATE: _____

LEADER NAMES: _____

TIME: _____

VIGNETTES COVERED:

Dina Program 5: Oscar

Dina Program 3: Part 3: narration, 6, 7

LESSONS COVERED: 24, 25, 26,


(Circle which vignettes and lessons you completed.)

Note: Lessons and Vignettes from Year 1 may be reviewed in addition to the Year 2 lessons.

DID I	YES	NO
1. Open circle time with predictable routine	_____	_____
2. Talk about Wally's anger management steps	_____	_____
3. Put out books about anger in library	_____	_____
4. Continue Problem Solving Station in classroom	_____	_____
5. Discuss Children's Detective Reports	_____	_____
6. Discuss or Teach Advance Cue Cards	_____	_____
7. Role play about TV program	_____	_____
8. Discuss classroom problem	_____	_____
9. Used Advance Solution Detective Kit with children	_____	_____

- | | | |
|---|-------|-------|
| 10. Felicity left out role play | _____ | _____ |
| 11. Freddy “angry teacher” role play | _____ | _____ |
| 12. Review homework activity books | _____ | _____ |
| 13. Send letter about unit to parents | _____ | _____ |
| 14. Explain unit to parents when possible | _____ | _____ |
15. Do the following practice activities: (check those completed)
- ___ Pass the Detective Hat Game
 - ___ Detective Reports
 - ___ Anger Bingo, Mazes, Memory Games, Puzzles
 - ___ Read books about problem solving and anger
 - ___ Detective Club
 - ___ Do *Wally's Detective Book for Solving Problems at School* with puppets
 - ___ Anger Thermometer
 - ___ Read *Wally Learns a Lesson from Tiny Turtle*
 - ___ Safe, Fair, Good Feelings Tally Sheet
 - ___ Problem Solving Mystery Play
 - ___ Advance Solution Cards Practiced (e.g., say no, ignore and walk away, apologize, control your anger, calm down, take a Time Out,)
 - ___ Set up Self-Management Folder for Anger Management
 - ___ Make small Solution Kits, Laminate and Put on Key Ring
 - ___ Others (please describe)
16. Promote Concepts by: (check those completed)
- ___ Praising children who were staying calm and problem solving
 - ___ Coaching children to use the anger management steps to calm down
 - ___ Praising children using their words to express themselves
 - ___ Describing children's feeling states
 - ___ Having extra problem solving class meetings to discuss Detective Reports
 - ___ Send home dinosaur reading sheets

Self-Evaluation & Notes



**CHECKLIST—Unit Six
Year 2**

Allosaurus Unit Six: Molly Teaches How to Be Friendly
--

SITE: _____

DATE: _____

LEADER NAMES: _____

TIME: _____

VIGNETTES COVERED:

Dina Program 4 Vignettes 1, 2, 15, 16, 17, 27, 28, 29

LESSONS COVERED: 27, 28, 29, 30, 31, 32, 33

(Circle which vignettes and lessons you completed.)

DID I	YES	NO
1. Open circle time with predictable routine	_____	_____
2. Talk about how to be friendly	_____	_____
3. Put out books about friendships in library	_____	_____
4. Continue to use Solution Detective Kit with children	_____	_____
5. Role play friendship solutions with students	_____	_____
6. Use books to talk about friendship issues	_____	_____
7. Set up a “Buddy Station”	_____	_____
8. Role play sticker chart	_____	_____
9. Review homework activity books	_____	_____
10. Send letter about unit to parents	_____	_____
11. Explain unit to parents when possible	_____	_____


12. Do the following practice activities: (check those completed)

- ___ Guided Block Building Game
- ___ Pass the Detective Hat Game
- ___ Friendship Bingo, Mazes, Memory Games
- ___ Social Skills Puzzles
- ___ Read books about friends
- ___ Friendship Club (Children write friendship certificates.)
- ___ Do *Wally's Detective Book for Solving Problems at School and Home* with puppets
- ___ Cooperative Favorite Things Poster or Clay Modeling
- ___ Shared Friendship Activity
- ___ Wally's Tallest Tower
- ___ Puppet Plays about Friendship Issues
- ___ Make Up Friendship Stories
- ___ Word and Letter Games (e.g., word searches, word definitions)
- ___ Helping Hands Snack (with tag)
- ___ Dina's Friendly Feet
- ___ Do Home Sticker Charts
- ___ Do Cooperative Floor Puzzles
- ___ Allosaurus Activity Worksheets
- ___ Make Self-Management Folders for How to Be Friendly
- ___ Friendship Word List (See Allosaurus #21)
- ___ Others (please describe)

13. Promote Concepts by:

- ___ Praising children who were showing friendly behaviors (helping, sharing, teamwork)
- ___ Using Peer Coaching to strengthen friendly behaviors
- ___ Do a school or class teamwork chore project
- ___ Continue "Friendship Patrol" on the playground

Self-Evaluation and Notes



**CHECKLIST—Unit Seven
Year 2**

Brachiosaurus Unit Seven: Molly Explains How to Talk with Friends

SITE: _____

DATE: _____

LEADER NAMES: _____

TIME: _____

VIGNETTES COVERED:

Tape of friendly behavior in classroom

Dina Program 5: Vignettes 3, 4, 7, 8, Oscar

LESSONS COVERED: 5, 6, 7, 8, 9, 10, 11

(Circle which vignettes and lessons you completed.)

DID I

YES

NO

- | | | |
|--|-------|-------|
| 1. Open circle time with predictable routine | _____ | _____ |
| 2. Review how to be a team | _____ | _____ |
| 3. Put out books about bullying in library | _____ | _____ |
| 4. Role play saying “no” to wrong doing | _____ | _____ |
| 5. Role play giving suggestions | _____ | _____ |
| 6. Role play asking to borrow | _____ | _____ |
| 7. Role play solutions to bullying | _____ | _____ |
| 8. Set up a friendship station in the classroom | _____ | _____ |
| 9. Review homework activity books | _____ | _____ |
| 10. Send letter about unit to parents | _____ | _____ |
| 11. Explain unit to parents when possible | _____ | _____ |
| 12. Send home the Brachiosaurus Reading Dinosaur | _____ | _____ |

13. Do the following practice activities: (check those completed)

- Bar Graph on Individual Differences
- Pass the Detective Hat Game
- Curious Cube or Fantastic Mobiles
- Make puppets
- Make dinosaurs—cooperatively
- Read books about bullying
- Do *Wally's Detective Book for Solving Problems at School and Home* with puppets and draw and write solutions
- Cooperative Favorite Things Poster or Toy Activity
- Shared Friendship Activity
- Secret Pals Books
- Molly's Listening Game
- Word and Letter Games
- Mystery Object
- Fact Finding Interview- Basic and Advanced Interview
- Brachiosaurus Activity Worksheets
- Advance Solution Cards Practiced (e.g., , take deep breath, walk away, apologize, forgive, say no to wrong doing, accept no)
- Set up Self-Management Folder for Talking with Friends
- Others (please describe)

14. Promote Concepts by: (check those used)

- Praising children who were showing friendly behaviors (helping, sharing, teamwork)
- Praising children who shared information about themselves or took an interest in others
- Praising children who said “No” to wrongdoing or who stood up to bullies
- Describing children's feeling states

Self-Evaluation and Notes