

Dina Dinosaur's YEAR ONE CHECKLIST—Unit One

Apatosaurus Unit One: Wally and Dina Teach School Rules

SITE: _____

DATE: _____

LEADER NAMES: _____

TIME: _____

VIGNETTES COVERED:

Dina Program 1: Narration before Vignette 4 (optional may use narration for rules discussion)

LESSONS COVERED: 1, 2, 3

(Circle which vignettes and lessons you completed.)

[(n) means narration included.]

DID I	YES	NO
1. Open circle time with predictable routine	_____	_____
2. Talk about group rules	_____	_____
3. Explain Time-Out	_____	_____
4. Role play Time-Out	_____	_____
5. Explain detective manual/home activities	_____	_____
6. Review homework books	_____	_____
7. Send letters #1 & 2 to parents	_____	_____
8. Call parents to explain importance of their involvement	_____	_____
9. Do role plays about following directions	_____	_____

10. Do the following practice activities: (check those completed)

- Rules Poster
- Decorate line drawings of Dina (listening)
- Apatosaurus Activity #2 (from Homework Activities book)
- Rules Bingo (basic version or abbreviated to 4 rules for preschoolers)
- An Acquaintance Activity
- Read *Wally Meets Dina* book
- Put out books about rules, listening, and following directions
- Others (please describe)

11. Promote Concepts by: (check those completed)

- Praising children who were following directions
- Praising children for putting up quiet hands, listening in circle time,

Self-Evaluation & Notes



Dina Dinosaur's YEAR ONE CHECKLIST—Unit Two

Iguanodon Unit Two: Dina Teaches about Doing Your Best at School

SITE: _____

DATE: _____

LEADER NAMES: _____

TIME: _____

VIGNETTES COVERED:

Dina Program 6: Vignettes 1(n), 2, 3, 4, 5, 6, 7, 8, 9, 10, 11, 19, 20, 21, 22, 25, 26, 27, 28, 33, 34

LESSONS COVERED: 4, 5, 6, 7, 8, 9

(Circle which vignettes and lessons you completed.)
[(n) means narration included.]

DID I	YES	NO
1. Open circle time with predictable routine	_____	_____
2. Talk about group rules	_____	_____
3. Explain "Show Me Five"	_____	_____
4. Review homework books	_____	_____
5. Call parents to explain importance of their involvement	_____	_____
6. Do role plays about following directions	_____	_____


7. Do the following practice activities: (check those completed)

- Tornado Bottle
- Rules Poster (for preschoolers only 1-2 rules will be done at a lesson)
- Listening Bingo (reduce to 4 squares for preschoolers)
- Wally and Molly Listening Color Game
- An Acquaintance Activity
- Read *Wally Meets Dina* book
- Put out books about rules, listening and following directions
- Discuss Show Me Five Hand
- Following Direction Song
- Others (please describe)

8. Promote Concepts by: (check those completed)

- Praising children who were following directions
- Praising children for putting up quiet hands, listening in circle time,
Showing Me Five

Self-Evaluation & Notes



Dina Dinosaur' s YEAR ONE CHECKLIST—Unit Three

Triceratops Unit Three: Wally Teaches About Understanding and Detecting Feelings

SITE: _____

DATE: _____

LEADER NAMES: _____

TIME: _____

VIGNETTES COVERED:

Dina Program 2: Vignettes 1(n), 2, 3, 4, 5, 6, 7, 8, 9, 10, 11, 12, 13, 14, 15, 16, 17, 18, 19(n), 20, 21, 22, 25, 26, 27, 28, 33, 34

LESSONS COVERED: 10, 11, 12, 13, 14, 15, 16, 17, 18

(Circle which vignettes and lessons you completed.)

[(n) means narration included.]

DID I	YES	NO
1. Open circle time with predictable routine	_____	_____
2. Talk about Wally's relaxation secrets	_____	_____
3. Put out books about feelings in library	_____	_____
4. Do "show and tell"	_____	_____
5. Role play feeling states	_____	_____
6. Sing feeling songs	_____	_____
7. Review homework activity books	_____	_____
8. Send letter about unit to parents	_____	_____
9. Explain unit to parents when possible	_____	_____


10. Do the following practice activities: (check those completed)

- Wally and Molly Listening Color Game
- Raggedy Wally
- Happy Thought/Place Book
- Picture Feeling Collage
- Feeling Spinning Wheel Game or Dice or Puzzles
- Read books about feelings
- Feeling Bingo Game
- Feeling Fingerprints
- Relaxation Thermometer
- Use Nursery Rhymes with feeling discussion
- Use Self-Encouragement Bubble
- Start Compliment Circle Time
- Others (please describe)

11. Promote Concepts by: (check those completed)

- Praising children who were following directions and classroom rules
- Praising children using their words to express themselves
- Describing children's feeling states

Self-Evaluation & Notes



Dina Dinosaur's YEAR ONE CHECKLIST—Unit Four

Stegosaurus Unit Four: Wally Teaches How to Problem Solve

SITE: _____

DATE: _____

LEADER NAMES: _____

TIME: _____

VIGNETTES COVERED:

Dina Program 3: Program 3: Parts 1-3 Vignettes (n), 1, 2, 3, 4,
5, 6, 7, 8, 9(n), 10(n), 11

LESSONS COVERED: 19, 20, 21, 22, 23, 24, 25, 26,
27, 28, 29

(Circle which vignettes and lessons you completed.)
[(n) means narration included.]

DID I	YES	NO
1. Open circle time with predictable routine	_____	_____
2. Talk about Wally's problem solving steps	_____	_____
3. Read books about problem solving (& put out on book shelf)	_____	_____
4. Used Solution Detective Kit with children	_____	_____
5. Role play problem solving solutions with puppets	_____	_____
6. Use nursery rhymes to talk about problem solving steps	_____	_____
7. Review homework activity books	_____	_____
8. Send letter about unit to parents	_____	_____
9. Explain unit to parents when possible	_____	_____

10. Do the following practice activities: (check those completed)

- Wally's Solution Detective Kit
- Pass the Detective Hat Game
- Class Solution Notebook
- Problem Solving Bingo, Mazes, Memory Games
- Problem Solving Sequence Game
- Problem Solving Puzzles
- Read books about problem solving
- Detective Club
- Do *Wally's Detective Book for Solving Problems at School* with puppets
- Make a Fort
- Play Lego Solution Challenge Game
- Play Wally's Solution Fishing Game
- Read Rainbow Fish book and do Activity
- Read Joseph's Overcoat book and do Activity
- Do Humpty Dumpty Activity
- Do Solution Matching Art Game
- Play Tornado Waiting and Taking Turns Game
- Use play dough for Dinosaur Sharing or People Game
- Others (please describe)

11. Promote Concepts by: (check those completed)

- Praising children who were staying calm and problem solving
- Coaching children to problem solve
- Praising children using their words to express themselves
- Describing children's feeling states

Self-Evaluation & Note



Dina Dinosaur's YEAR ONE CHECKLIST—Unit Five

Tyrannosaurus Rex Unit Five: Tiny Turtle Teaches Anger Management

SITE: _____

DATE: _____

LEADER NAMES: _____

TIME: _____

VIGNETTES COVERED:

Dina Program 3: Part 4 Vignettes (n) 11, 12, 13, 14, 15, 16, 17,
18, 19

LESSONS COVERED: 30, 31, 32, 33, 34, 35, 36, 37,
38, 39, 40

(Circle which vignettes and lessons you completed.)
[(n) means narration included.]

DID I	YES	NO
1. Open circle time with predictable routine	_____	_____
2. Talk about Wally's problem solving steps	_____	_____
3. Put out books about anger in library	_____	_____
4. Used Solution Detective Kit with children	_____	_____
5. Role play anger management solutions with puppets	_____	_____
6. Use nursery rhymes to talk about anger steps	_____	_____
7. Set up anger control station	_____	_____
8. Review homework activity books	_____	_____
9. Send letter about unit to parents	_____	_____
10. Explain unit to parents when possible	_____	_____


11. Do the following practice activities: (check those completed)

- ___ Wally's Solution Detective Kit
- ___ Pass the Detective Hat Game
- ___ Class Solution Notebook
- ___ Anger Bingo, Mazes, Memory Games
- ___ Make Turtle Puppets
- ___ Make Large Turtle Shell (for children to get under)
- ___ Do Turtle Visualization
- ___ Anger Bingo, Mazes, Memory Games
- ___ Anger Sequence Game
- ___ Anger Puzzles
- ___ Read books about problem solving and anger
- ___ Detective Club
- ___ Do *Wally's Detective Book for Solving Problems at School* with puppets
- ___ Anger Thermometer
- ___ Make Turtle Vests
- ___ Thermometer Experiment
- ___ Read *Wally Learns a Lesson from Tiny Turtle*
- ___ Make Teasing Shields
- ___ Turtle Obstacle Course
- ___ Others (please describe)

12. Promote Concepts by: (check those completed)

- ___ Praising children who were staying calm and problem solving
- ___ Coaching children to problem solve
- ___ Praising children using their words to express themselves
- ___ Describing children's feeling states
- ___ Read books about anger management

Self-Evaluation & Notes



Dina Dinosaur's YEAR ONE CHECKLIST—Unit Six

Allosaurus Unit Six: Molly Teaches How to Be Friendly

SITE: _____

DATE: _____

LEADER NAMES: _____

TIME: _____

VIGNETTES COVERED:

Dina Program 4 Vignettes	1,	2,	3,	4,	5,	6,	7,	8 (n),						
	9,	10,	11,	12,	13,	14,	15,	16,	17,	18,	19,	20(n),		
	(n) 21, 22,	23,	24,	25,	26(n),	27,	28 (n),	29,	30,	31				

LESSONS COVERED:	41,	42,	43,	44,	45,	46,	47,	48,	49,
	50,	51,	52,	53					

(Circle which vignettes and lessons you completed.)

[(n) means narration included.]

DID I	YES	NO
1. Open circle time with predictable routine	_____	_____
2. Talk about how to be friendly	_____	_____
3. Put out books about friendships in library	_____	_____
4. Continue to use Solution Detective Kit with children	_____	_____
5. Role play friendship solutions with students	_____	_____
6. Use books to talk about friendship issues	_____	_____
7. Review homework activity books	_____	_____
8. Send letter about unit to parents	_____	_____
9. Explain unit to parents when possible	_____	_____

10. Do the following practice activities: (check those completed)

- Guided Block Building Game
- Pass the Detective Hat Game
- Class Friendship Book of Activities
- Friendship Bingo, Mazes, Memory Games
- Dinosaur Stencils
- Read books about friends
- Friendship Detective Club
- Do *Wally's Detective Book for Solving Problems at School and Home* with puppets
- Cooperative "Favorite Things" Poster
- Cooperative Duplos or Clay Modeling
- Shared Friendship Activity
- Wally's Tallest Tower
- Puppet Plays about Friendship Issues
- Make Up Friendship Stories
- Dina's Friendly Feet
- Design a Dinosaur
- Helping Hands Activity
- Teamwork Color Art or Straw Art
- Curious Cube
- Floor Puzzle
- Rainbow Fish Activity and Story
- Sock Puppets
- Others (please describe)

11. Promote Concepts by:

- Praising children who were showing friendly behaviors (helping, sharing, teamwork)
- Using Peer Coaching to strengthen friendly behaviors
- Praising children using their words to express themselves
- Describing children's feeling states
- Read books about friendships

Self-Evaluation & Notes



Dina Dinosaur's YEAR ONE CHECKLIST—Unit Seven

Brachiosaurus Unit Seven: Molly Explains How to Talk with Friends

SITE: _____

DATE: _____

LEADER NAMES: _____

TIME: _____

VIGNETTES COVERED:

Dina Program 5: Vignettes (n), 1, 2, 3, 4, 5, 6, 7(n), 8, 9, 10n, 11, 12, 13, 14, 15, 16, Oscar

LESSONS COVERED: 54, 55, 56, 57, 58, 59, 60, 61, 62, 63

(Circle which vignettes and lessons you completed.)
[(n) means narration included.]

DID I	YES	NO
1. Open circle time with predictable routine	_____	_____
2. Talk about how to be friendly	_____	_____
3. Put out books about friendships in library	_____	_____
4. Continue to use Solution Detective Kit with children	_____	_____
5. Role play friendship solutions with students	_____	_____
6. Use books to talk about friendship issues	_____	_____
7. Review homework activity books	_____	_____
8. Send letter about unit to parents	_____	_____
9. Explain unit to parents when possible	_____	_____

10. Do the following activities: (check those completed)

- Fact Finding Interview
- Pass the Detective Hat Game& How to Talk to Others
- Class Friendship Book of Favorite Activities
- Social Skills Bingo, Mazes, Memory Games
- Read books about Friends
- Do *Wally's Detective Book for Solving Problems at Home and School* with puppets
- Mystery Object or Twenty Questions Game: Guess What?
- Asking to Share Game
- "Mother, May I Borrow" Game
- Make Dinosaurs
- "Molly Says" Game
- Please and Thank You Game
- Molly's Listening Game
- Clay Modeling: Guess What? Game
- Make Up Friendship Stories
- Baby Dina Puppets
- Make Invitations for Graduation
- Prepare Skits and Songs for Graduation with Parents
- Others (please describe)

11. Promote Concepts by:

- Praising children who were showing friendly behaviors (helping, sharing, teamwork)
- Using Peer Coaching to strengthen friendly behaviors
- Praising children using their words to express themselves
- Describing children's feeling states

Self-Evaluation & Notes



Allosaurus “Friendship” Lessons